



# 38mm Worktops

THE PERFECT MIX OF STYLE AND STRENGTH

# LOOKS GOOD. WORKS HARD.

Add the finishing touch to your dream kitchen with beautiful yet tough laminate work surfaces from Kronospan. Select from an inspirational range of on-trend worktop designs, from the warmth of a classic woodgrain to the cool, luxury feel of granite or marble styles. Whether you choose light and clean, dark and dramatic or somewhere in between, all benefit from technically brilliant and durable construction; they are water and heat resistant, easy to care for and built to last with a robust, postformed 38mm thickness. So stunning good looks are matched by a sturdy construction, and they are reassuringly green too, made in the UK with an environmentally friendly Particleboard core, the perfect way to complete your kitchen.

- Laminate wrap around sealed front edge to prevent the penetration of moisture and steam
- Moisture resistant backing
- High quality environmentally friendly chipboard core
- Latest technology laminate
- Water and heat resistant
- Sealed back edge
- Manufactured and tested to BS EN438.1:2005
- Suitable for domestic kitchen use only
- Awarded the Furniture Industry Research Association (FIRA) Gold Certificate for consistency in performance.





# Decors




**K027 SU**  
**Formed Wood**



**K029 SU**  
**Linen Block Wood**



**K030 SU**  
**Java Block Wood**



**K204 PE**  
**Classic Granite**




**K206 PE**  
**Porterhouse Walnut**



**K207 RS**  
**Grey Galaxy**




**K210 CR**  
**Black Flint**



**K295 FW**  
**Honey Longbarr Oak**



**K297 SU**  
**Misty Peak Marble**



**0190 RS**  
**Black**



**5518 U**  
**Jet**



**K218 GG**  
**Black Andromeda**



**8681 SQ**  
**White Sparkle**

38mm Worktops

# Specification

			Worktops	Breakfast bars	Upstands	Splashbacks
Format (mm)			3050 x 600	3050 x 900	3000 x 100	3000 x 1200
Thickness (mm)			38	38	20	8
Radius (mm)			6	6	-	-
K027	SU	Formed Wood	•	•	•	•
K029	SU	Linen Block Wood	•	•	•	•
K030	SU	Java Block Wood	•	•	•	•
K204	PE	Classic Granite	•	•	•	•
K206	PE	Porterhouse Walnut	•	•	•	•
K207	RS	Grey Galaxy	•	•	•	•
K210	CR	Black Flint	•	•	•	•
K295	FW	Honey Longbarr Oak	•	•	•	•
K297	SU	Misty Peak Marble	•	•	•	•
0190	RS	Black	•	•	•	•
5518	U	Jet	•	•	•	•
K218	GG	Black Andromeda	•	•	•	•
8681	SQ	White Sparkle	•	•	•	•


# Textures



**Perl (PE)**  
A subtle, burnished surface detail



**Crystal (CR)**  
A sophisticated texture that offers a delicate surface shimmer




**Universal (U)**  
A smooth matt look and feel, giving your worktop a simple, clean finish




**Gloss (SQ)**  
A gloss finish to enhance and compliment the effect of the decor



**Fine Wood (FW)**  
A silky matt finish with an authentically delicate woodgrain texture



**Super Matt (SU)**  
This texture is providing proof that matt surfaces in combination with smooth, high-grade optics, can make a resplendent appearance.



**Rough Stone (RS)**  
Soft riven slate type texture. Suitable for natural stone decors



**Glitter Gloss (GG)**  
High gloss surface, enhanced with a fine amount of shiny real aluminium bits and sparkling glitter finish suitable for stone decors